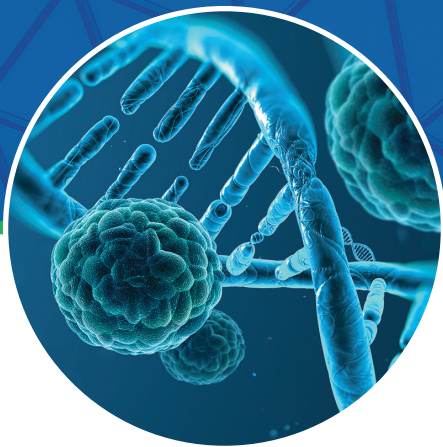


OncoCarta™ Panel v1.0



Screen for Important Genetic Markers in Cancer Pathways Using Rapid, Parallel Analysis of More than 230 Somatic Mutations across 19 Common Oncogenes

Agena Bioscience's OncoCarta™ Panel v1.0 is a set of pre-designed assays for cost-effective, efficient mutation screening for your clinical research.

- ✓ Use tumor samples from fresh, frozen, or formalin-fixed, paraffin-embedded (FFPE) tissues and/or cell lines.
- ✓ Analyze more than 230 mutations with as little as 240 ng DNA per sample.
- ✓ Detect and quantify mutations with frequencies as low as 5%.

Agena Bioscience also offers panels covering additional oncogenes and somatic mutations. Visit www.agenabioscience.com for more information.

GENES INCLUDED IN THE ONCOCARTA™ PANEL v1.0

<i>ABL1</i>	<i>FGFR1</i>	<i>MET</i>
<i>AKT1</i>	<i>FGFR3</i>	<i>NRAS</i>
<i>AKT2</i>	<i>FLT3</i>	<i>PDGFA</i>
<i>BRAF</i>	<i>HRAS</i>	<i>PIK3CA</i>
<i>CDK4</i>	<i>JAK2</i>	<i>RET</i>
<i>EGFR</i>	<i>KIT</i>	
<i>ERBB2</i>	<i>KRAS</i>	

See back for complete list of mutations.

For Research Use Only. Not for use in diagnostic procedures.

Agena Bioscience, Inc.
4755 Eastgate Mall
San Diego, CA 92121
Phone: +1.858.882.2800

Order Desk: +1.858.202.9301
Order Desk Fax: +1.858.202.9220
orderdesk@AgenaBio.com
Web: agenabioscience.com

US: +1.877.4.GENOME
EU: +49.40.899676.0
AP: +61.7.3088.1600
CN: +86.21.6427.0566

51-20010R3.0 1216

Agena
BIOSCIENCE

THE MASSARRAY WORKFLOW

Each sample is subjected to PCR amplification and primer extension with the OncoCarta Panel v1.0 reagents. The extension products are dispensed onto a SpectroCHIP® Array and detected via MassARRAY® mass spectrometry. After the sample run, an automated software report provides the calls and mutation frequency for each sample as well as a confidence score.





THROUGHPUT

The OncoCarta Panel v1.0 contains multiplexed assays in 24 wells. The panel can be run in 96-well format (4 samples per plate) or 384-well format (16 samples per plate). Four to 128 samples can be processed per day, providing flexibility in sample throughput and batching requirements.

ORDERING INFORMATION

CAT NO	FORMAT	SAMPLES/KIT
10176	10 x 96	40
10225	2 x 384	32

PANEL COMPONENTS

AMPLIFY		PCR Enzyme PCR Accessory Set OncoCarta™ v1.0 PCR Primers
EXTEND		iPLEX® Pro Reagent Set OncoCarta v1.0 Extend Primers
DETECT		SpectroCHIP® Array and Clean Resin
ANALYZE		MassARRAY® Analysis Software

ONCOCARTA PANEL v1.0 GENES AND MUTATIONS

GENE	MUTATION
ABL1	G250E, Q252H, Y253H, Y253F, E255K, E255V, D276G, F311L, T315I, F317L, M351T, E355G, F359V, H396R
AKT1	E17K, Q43X, V167A, E319G, L357P, P388T, V461L
AKT2	S302G, R371H
BRAF	G464R, G464V/E, G466R, F468C, G469A, G469E, G469R, G469S, G469V, D594V/G, F595L, G596R, L597Q, L597R, L597S, L597V, T599I, V600E, V600K, V600L, V600R, K601N, K601E
CDK4	R24C, R24H
EGFR	R108K, T263P, A289V, G598V, E709A/G/V, E709K/H, G719A, G719S/C, E746_A750del, E746_T751del, E746_T751>A, E746_T751>S, E746_T751>V, E746_S752>V, E746_S752>D, E746_S752>A, E746_S752>I, L747S, L747_E749del, L747_A750del, L747_A750>P, L747_T751del, L747_T751>P, L747_S752del, L747_P753>Q, L747_P753>S, A750P, T751A, T751P, T751I, S752F, S752_I759del, P753Q, M766_A767insAl, S768I, V769_D770insASV, V769_D770insCV, D770_N771>AGG/N771>GF, D770_N771insG, D770_N771insGF, D770_N771insGL, D770fs*61/D770_N771insAPW, N771T, P772_H773insV, H773N, H773_V774insNPH, H773_V774insPH, H773_V774insH, V774_C775insHV, T790M, L858R, L861Q
ERBB2	L755P, A775_G776insYVMA, G776S/LC, G776VC/VC, S779_P780insVGS, P780_Y781insGSP
FGFR1	S125L, P252T
FGFR3	G370C, Y373C, A391E, K650Q/E, K650T/M
FLT3	D835H/Y, I836del
HRAS	G12V/D, G13C/R/S, Q61H/H, Q61L/R/P, Q61K
JAK2	V617F
KIT	D52N, Y503_F504insAY, K550_K558del, P551_V555del, M552L, Y553_Q556del, W557R/R/G, K558_V560del, K558_E562del, V559del, V559D/A/G, V559I, V559_V560del, V560D/G, V560del, E561K, Y568D, Y570_L576del, L576P, D579del, F584S, P585P, K642E, D816H/Y, D816V, V825A, E839K
KRAS	G12A, G12C, G12D, G12F, G12R, G12S, G12V, G13V/D, A59T, Q61E/K, Q61H/H, Q61L/R/P
MET	R970C, T992I, Y1230C, Y1235D, M1250T
NRAS	G12C/R/S, G12V/A/D, G13C/R/S, G13V/A/D, A18T, Q61E/K, Q61H, Q61L/R/P
PDGFRA	V561D, S566_E571>K, T674I, F808L, D842_H845del, D842V, I843_D846del, I843_S847>T, D846Y, N870S, D1071N
PIK3CA	R38H, R88Q, N345K, C420R, P539R, E542K, E545K, Q546K, H701P, C901F, M1043I, H1047R/L, H1047Y
RET	E632_L633del, C634R, C634W, C634Y, A664D, M918T

For Research Use Only. Not for use in diagnostic procedures.

MassARRAY, iPLEX, and SpectroCHIP are registered trademarks of Agena Bioscience, Inc. Agena Bioscience and OncoCarta are trademarks of Agena Bioscience, Inc. ©2016 Agena Bioscience, Inc. All rights reserved.